


THE HAWK EYES



WE SPOT GOOD STORIES

VOL. 1
NO. 1
NOV 2024

HILLCREST ELEMENTARY

PEEKSKILL NEW YORK

Hillcrest Launches Newspaper

Welcome to The Hawk Eyes

- We Spot Good Stories -

September 2024- Hillcrest Elementary School launched a brand new newspaper club that takes place after school. Students were invited to complete an interest survey, and from those applicants the first dozen reporters were selected. These students, under the leadership of 5th grade teacher Ms. Nassisi and 4th grade teacher Ms. Sarmiento, students learned how to produce a newspaper; from writing stories, designing a masthead (the bit with the name and image at the top of this paper), taking photos, editing stories, and doing interviews. With the help of 5th grade parent, Ms. Sheldon-Brungard, who helped teach students how to use the donated camera, and helped with the creation of the masthead and google docs layout, you are now reading the very first issue of this fledgling newspaper.

To submit ideas for future stories, suggest a person to profile in an interview, or events the paper should cover; please contact us at:
jnassisi@peekskillschools.org or
csarmiento@peekskillschools.org

Table of Contents

- 2- Happenings at Hillcrest
- 6- News Out in the World
- 9- Who's Who at Hillcrest
- 12- Opinions
- 17- Events
- 20- Extracurriculars
- 22- Advice
- 23- Homework Help
- 25- Games & Puzzles
- 26- Recipes




Happenings at Hillcrest

Playground Panic

By Oliver Brungard, Mia Oglesby, & Eleanor Feinman



The authors reviewing their photos & Setting up a shot on the playground



So if you have looked at the playground for only a second you would know that it was under construction. We will discuss the process that took place below!

Most kids agree that the playground needed an upgrade. The fifth graders know that the playground from last year was pretty bad. Near the end of the school year the bridge even got shut down because kids were sitting on it and it broke down. Also the slides were constantly shut down because kids were running up and

down them.



Constructions on the Hillcrest Playground



Work table and empty spaces during installation



Triple Slide in use, and the Rock Wall

Some things that kids are excited for in the new playground are the triple slide, the rockwall, and the new monkey bars. Personally, we are excited for the fact that there is not a beehive anymore. Mr. Carmine Crisi the "Director of Facilities" is in charge of the custodians and the cleanliness of the buildings. He's also in charge of making sure all the playgrounds are safe.

Playground Panic! Continues on the next page...

Happenings at Hillcrest

Playground Panic Continued...

When building the playground, there were two teams that came in to help build. There was a demo and prep company and an installation company. The preparation company came in and tore up all the flooring and old playground. Then, they put in the new base concrete and then the installation company came. They put in all the actual structure and then did the flooring.

Peekskill used a grant from Dasney of \$200,000 but it also used its own \$90,000 for some of the improvements in the new playground. They put in better padding for a safer experience.



The New Hillcrest Playground



What student wouldn't want a chance to play here?



Wheelchair Accessible activities



The Wheelchair Accessible Ramp

Big things that they put in the new playground are: they made the playground accessible to wheelchairs. Some of the things that are accessible are, the arrow gilder and the scavenger hunt. The new things are the monkey bars and poles.

Overall, we are excited about the new playground! Thank you, Peekskill!



Newspaper reporters in action

Happenings at Hillcrest

Student Council Election

By Eleanor Feinman

After the presidential election we had our own election at Hillcrest. Many students ran for student council. Below are the candidates who ran for President, Vice President, Communications Officer, and Secretary. The students who ran for student council had to create videos, posters, and speeches.

President	Vice president	Communications officer	Secretary
Olivia Hernandez Adele Leyva Alina Iddir Mia Oglesby Rodrigo Morales	Mario Espinosa Lucas Burrito Kevin Latuma Eleanor Feinman Zion Williams	Keiley Ramos Garcia Austin Clark Noah Gumbs	Daniel Jara Dayrin Garcia Williams Leon Nia Genoa Alondra Fernandez

The winners are....

Alondra Fernandez for Secretary
Austin Clark for Communications Officer
Mario Espinosa for Vice President
Mia Oglesby and Alina Iddir for President



Kickball: Students vs. Faculty



At the beginning of the year there was a faculty vs students kickball game. It was played in the back of the school and the faculty defeated the students 14-1.

Happenings at Hillcrest

The FIFA Frenzy Fun

By Aniyla Staggers, Liadan Bell, and Brooke Gathers

The soccer tournament has started to take off!

So far we have had classes just finishing their first and second rounds. Some classes have won and some have lost. All classes are having the chance to participate and are represented as countries.



The tournament has just started, but some classes are already moving on and the dancers are getting ready for their halftime dancing! The players are going to start to face challenging moments and games are going to start getting harder.

For the soccer tournament, classes are representing a country just like the World Cup.

The classes moving on in the 4th grade tournament are:

Ms. Sarmiento's class representing Japan,
Ms. Nguyen class representing Saudi Arabia,
Mr. Calabros class representing Poland, and
Ms. P. Owens class representing Belgium.
The classes moving on in the 5th grade tournament are:
Ms. Scapperotti's class representing Ecuador,
Ms. Galiano's class representing Canada,
Ms. Doino's class representing Denmark,
Ms. Nassisi's class representing Dominican Republic,

Ms. Diaz's class representing Switzerland,
Ms. L. Owen's class representing Australia,
Mr. Alonzo's class representing Qatar,
Ms. Rice/Connor's class representing Mexico,
and Ms. Perlowitz class representing Croatia.
This is the most updated information we have as of Thursday November 14th.

This year, Ms. Ramos has picked students including us to dance in the halftime show! She made this team as a privilege as well as motivation for dancers. The halftime show for the soccer tournament will hopefully pump the students up. The show will make them feel excited for the game. The dancers are going to perform Tiktok inspired dances.

Overall, according to some students, the tournament has been a fun experience. The Championship game will be held Tuesday 11/26/24.



Girls teams preparing for a game



Boys team planning strategy

News Out in the World

The Big Recall

By Brooke Gathers and Aniyla Staggers

Have you eaten a sandwich lately? If you have, you should read this article. Recently there was a deli meat recall. If you're wondering what a recall is, it is when something goes wrong with a product and the owner has to take it off the shelves. The companies that got the recall are Boar's Head and Old Country.

Boar's  **Head**

These meat brands were affected by listeria

causing illnesses such as fevers, headaches, confusion, etc. On September 13, 2024 they shut down Boars Head because of a listeria outbreak. The meats that were recalled were Italian Cappy style ham, roasted bacon ham, and garlic bologna. If you don't know what listeria is, it is a bacteria that can be found in soil or raw meat. The six deaths include one from Florida, one from Tennessee, one from New Mexico, one from New York, and two from South Carolina, all from the recall. Overall, according to Mr. Weisman, director of food services in Peekskill, the listeria outbreak did not affect our school in any way.

Bilingualism is a Super Power

Two Perspectives from Students

By Emely Ayavaca

Being bilingual is amazing because you can communicate with other people and help other people. For example if there is a student that's sad and only speaks Spanish you can talk to them and make them feel comfortable. It helps you understand what people are trying to say. If your teacher only understands English you can translate for the student who only speaks Spanish. It 's good to know two languages!



Ser bilingüe es asombroso porque puedes comunicarte con otras personas y ayudar a otras personas. Por ejemplo, si hay un estudiante que está triste y solo habla español, puedes hablar con él y hacerlo sentir cómodo. Le ayuda a comprender lo que la gente intenta decir. Si tu profesor sólo entiende inglés puedes traducir para el estudiante que solo habla español. ¡Es bueno saber dos idiomas.

Bilingualism is a Super Power Continues on the next page...

News Out in the World

Bilingualism is a Super Power continued

By Farnush Wahid

Being bilingual means you speak two languages! The benefits of being bilingual are that maybe you can use one of those languages when you're in another country. Also, when there is someone that doesn't know the language and you know how to speak it then you could help them. Maybe they don't understand the instructions and don't follow the rules. They would get in trouble for sure because they didn't ask anybody and nobody told them. Being bilingual is also a talent. Not everybody gets to know two languages. This also gives you the benefit of knowing more people and

making more friends. Bilingual people have an easier time focusing, remembering, and making decisions. They also understand math concepts and solve word problems a lot faster. Some other benefits about being bilingual are stronger brain development, getting more confident, and you keep your mind sharp. Being bilingual is being bold.

Sources-

- Zelasko, N., & Antunez, B. (2000). If Your Child Learns in Two Languages. National Clearinghouse for Bilingual Education. Retrieved from: http://www.ncela.gwu.edu/files/uploads/9/fYourChildLearnsInTwoLangs_English.pdf
- Bialystok, E. (2001). Bilingualism in Development: Language, Literacy, and Cognition. Cambridge, UK: Cambridge University Press.

How We Give Thanks

By Nia Sales

Do you ever wonder what different people are doing to celebrate Thanksgiving? For example, I like to watch the Thanksgiving Macy's Day Parade. What about you? What is Thanksgiving anyway? Thanksgiving is a federal holiday celebrated on the fourth Thursday of November. Some students said that they travel to see their family for Thanksgiving. According to recent studies, it's very common for people to see their family during Thanksgiving because you want to share a big feast with them.



Some Thanksgiving Traditions:

- Eating a big feast
- Breaking the turkey's wishbone
- Volunteering at the homeless shelter
- Watching the Macy's day parade

Fun Fact!

According to AAA booking data, the people who book their flights a month before the holiday get the best deals.


News Out in the World

“Happy Holidays!” But which one???

By Liadan Bell

Most people think of Christmas when someone says “end of year holidays,” but there are a lot more traditions than that! One example is Hanukkah. Hanukkah is a holiday that lasts eight days, and this year it will begin on Wednesday December 25th (Christmas) and end on Thursday, January 2nd, 2025. It is the Jewish celebration of lights. Hanukkah means ‘dedication’ in Hebrew.

Kwanzaa is another end of year holiday. Kwanzaa is a week-long celebration that honors African heritage and culture. It starts on Thursday, December 26th to January 1st, 2025. What holidays do you celebrate?



Christmas, Hanukkah and Kwanzaa are all celebrated in December during 2024

Christmas and Thanksgiving are two of the most popular holidays in the USA. Christmas honors the birthday of Jesus Christ and is

celebrated among the whole world, especially by Christians. Saint Nicholas, widely known as Santa Claus, is a big representative of Christmas too. He delivers gifts to kids on the night of Christmas Eve for the children to open on Christmas day. It is celebrated on the 25th of December. How does your family celebrate Christmas?

Thanksgiving, on the other hand, is only celebrated in the USA, Canada, Saint Lucia, and Liberia. It celebrates the harvest and other blessings of the past year. It's tradition to eat turkey and gravy and most of the time, mashed potatoes. This year, it is celebrated on November 28th. How do you celebrate Thanksgiving?



Finally, another world wide celebrated holiday is the New Year. New year is just what it sounds like: it's the celebration of the new year to come. It is celebrated on the 1st of January. One thing that people do on New Year's Eve is watch the ball drop in Times Square in New York City. How does your family celebrate the New Year?

Who's Who at Hillcrest

Principal Hernandez

By Khaleesi-Milan Gross



On Wednesday November 6, 2024 I interviewed our school Principal Mrs. Crystal Hernandez.

As I walked in her office I saw a lot of quotes and it smelled really nice like pumpkin spice. I asked Mrs Hernandez "What do you like about being a Principal?" and she replied by saying "Number 1 is the hugs I get from all of my students and I love helping the teachers being the very best teachers they can be so the students get the very best level of instruction that they can get." She also loves helping and being part of a team that creates an environment where kids love to go to school. She also told me, she's been a principal for 6 years but before that she was a music teacher. Then she became a leader in the music program and from there she went another step and became an Assistant Principal and finally after that, she became a Principal. I asked, "What does it feel like to be in charge?" Mrs Hernandez said that being in charge isn't about telling people what to do, it's about leading and leaders helping other people be the best version of themselves. She said that it's also a lot of responsibility to be in charge.

I asked Mrs. Hernandez what it was like being a music teacher, she said that she wasn't a good reader when she was a student and that music helped her with her confidence because she was good at it. It helped her with reading, writing, and math. She shared she really enjoyed teaching students music as well as how to read, write, and create music.

Mrs Hernandez shared that she played the piano, violin and flute but that her best instrument is her voice. I was curious to know if Mrs. Hernandez was a bilingual music teacher and she said yes; if the students didn't understand much English she would teach them in Spanish.

Mrs. Hernandez shared that being a mom is her favorite job, she secretly feels like she's everyone's mom in the school that's why she calls herself "Mama Principal". She said that being a mom to her 3 children at home is really great, she gets to love and encourage them, teach them and watch them grow. Mrs. Hernandez's favorite food is arroz con gandules. Her dad is Puerto Rican, her mom is Italian, and she was born in the United States. From her Italian side she enjoys chicken cutlets and she also likes cheese burgers with cheddar cheese and no bacon from her American side. Her favorite place she has ever traveled to is Puerto Rico. Her favorite book is the Bible and her favorite flowers are roses because fun fact- her middle name is Rose!

Mrs. Hernandez's favorite quote is "Excellence is never an accident, it is always the result of high intentions, sincere effort, and intelligent execution; it represents the wise choice of many alternatives- choice, not chance, determines your destiny."

Who's Who at Hillcrest

A Little Bit about Mrs. Michelle Hernandez

By: Emely Ayavaca



On Wednesday October 16th, 2024, I had the pleasure of talking to Mrs. Michelle Hernandez.

She is the current interim Assistant Principal. She has been Assistant Principal for 3 months! Mrs. Crystal Hernandez inspired Mrs. Michelle

Hernandez to be an Assistant Principal.

This is Mrs. Michelle Hernandez's first year of being an Assistant Principal! I asked Mrs. Hernandez about being an Assistant Principal vs. a Literacy Coach. She said, "they're very different jobs. When I was a literacy coach I loved it because literacy is my passion!" She added, "being an assistant principal and being a leader- I feel like I'm making a bigger impact."


Mrs. Hernandez went to Iona college for her Bachelor degree in Education, Nova SouthEastern University for her Masters degree in literacy and Fredonia University for an Educational Leadership degree. Her favorite part of Hillcrest is "the students and the community." Mrs. Michelle Hernandez likes to spend time with her family, "apple picking, bowling, football games, movies at home and traveling."

Interview with Commissioner Gordon

By George Perrotte III

When I walked into Dr. Gordon's office he had me pick out two oil's to put in his humidifier and I decided to pick sweet oranges and grapefruit! Then we started the interview. The first piece of information was that he has been Assistant Principal for one year and five months this November. Also,

he was a teacher for seventeen years and he taught highschool. Dr. Gordon went to Fairleigh Dickinson University twice, once for his Associates and the second time for his Doctorate.



Story continues on the next page ...

Who's Who at Hillcrest

Interview with Commissioner Gordon Continued ...

Dr. Gordon shared, "I wanted to help kids on a different level in the classroom. You only get like thirty kids every year when you are Assistant Principal you get to help every student in some type of way." He also said that his grandfather inspired him to become an Assistant Principal because his grandfather's mother was a teacher. He said that he would like to be Principal of a school one day. Also his

preference when asked about his favorite soccer player-Messi or Ronaldo, he said Neymar Jr. which took me by surprise! Another thing that Dr. Gordon said was that his favorite food is Jamaican food and his favorite Jamaican food is a tie between curry chicken and jerk chicken.

I thought it was a very interesting interview. I hope you learned something new about Dr. Gordon. And his words not mine- "Shout out to the morning group!"

IT Tom

By George Perrotte III

On Tuesday October 8, 2024 I had the pleasure of sitting down and talking with Mr Tom Grippo the "IT guy" of Hillcrest and Uriah Hill.



I chose to interview him because not many people know a lot about him and his job. Some things I learned about Mr. Tom were how he was in college

for three years and got his job only a month later. Another thing is that he stated that he likes to keep everyone happy.

Mr. Tom Grippo told me his professor inspired him to go into IT. Did you know

that Tom does not work for Peekskill schools? He works for a company called EduTek and also he does not have the same schedule as the school. Another thing he said during the interview was that he liked the problem solving aspect of his job and he stated, "Sometimes issues are recurring like I see the same issues alot but other times the issues can be very unique and what I like about it is trying to figure out things I don't know."

I thought it was very important to interview Mr. Tom Grippo because many students don't know his name and that's not good because he is a very vital part of this school. Without Mr. Tom, nobody would have a working computer. And imagine our school system without computers?

Opinions


11 Reasons Why We Need Board Games At Lunch

By Farnush Wahid and Ayleen Reyes

As I walked into the noisy cafeteria, I could hear a voice screech “LINE UP FOR LUNCH!” My ears ring a bit but I keep walking. When I get my lunch the first thing I can hear is the buzz of voices that fill the air, and the cafeteria seems alive with energy. But I imagine what it would be like if, instead of the constant chatter, I could hear the soft clicks of game pieces, the gentle shuffling of cards, and the excited cheers of friends sharing a game.


The reasons are that it teaches people the value of teamwork, and it helps sharpen focus. It also makes people happier because you spend time playing with friends.

Another reason is because you learn to set goals and be patient. It also helps soothe anxiety and build communication skills. Board games actually offer opportunities for learning and increase brain function. Self confidence is the best effect while you play board games.



Most people said that they like board games and gave a positive answer. One of their answers was “I like board games and I would want to have board games at lunch because a lot of people like board games and I want them to have fun. I like to play Monopoly.” However two people gave a different answer. One of them said “I don’t like board games but I would like to have board games at lunch so I can cheat. One of the board games I like to play is Monopoly.” I would like to see her try to cheat at Monopoly, she’s never seen me play.

Board games at lunch are important because we only have chess and maybe not everyone knows and likes to play chess. If we had board games at lunch, people can eat while playing and have extra fun while on lunch.



Opinions

11 razones por las que necesitamos juegos de mesa en el almuerzo

By Farnush Wahid and Ayleen Reyes

Mientras caminaba hacia la ruidosa cafetería, pude escuchar una voz que gritaba “¡HAGAN LA FILA PARA EL ALMUERZO!” Me duelen un poco los oídos pero sigo caminando. Cuando tomo mi almuerzo, lo primero que puedo escuchar es el murmullo de voces que llenan el aire y la cafetería parece llena de energía. Pero me imagino cómo sería si, en lugar de la charla constante, pudiera escuchar los suaves clics de las piezas del juego, el suave barajar de las cartas y los emocionados aplausos de los amigos que comparten un juego.



Las razones son que enseña a las personas el valor del trabajo en equipo y ayuda a mejorar la concentración.

También hace más

feliz a la gente porque pasas tiempo jugando con amigos. Otra razón es porque aprendes a fijarte metas y a ser paciente. También ayuda a calmar la ansiedad y desarrollar habilidades

de comunicación. Los juegos de mesa en realidad ofrecen oportunidades para aprender y aumentan la función cerebral. La confianza en uno mismo es el mejor efecto mientras juegas juegos de mesa.

La mayoría de los estudiantes dijeron que les gustaban los juegos de mesa. Una de las respuestas fue “A mi me gustan los juegos de mesa porque son entretenidos y no están en el teléfono. Unos de los juegos que me gustan jugar son los tallarines.” Otra persona dijo “me gustan los juegos de mesa porque se entretiene y hace más amigos. Algunos de los juegos de mesa que me gustan se llaman Ajedrez y Uno.”



Una variedad de juegos de mesa es importante porque solo tenemos ajedrez y tal vez no todos saben y les gusta jugar ajedrez. Algunas cosas que suceden como resultado es que las personas pueden comer mientras juegan y divertirse más durante el almuerzo. Otra cosa es que algunos de los estudiantes dijeron que no porque los juegos de mesa no eran interesantes para ellos.

Opinions

Lunch Ladies...THANKS!

By Amaya Denson

Everybody visits the cafeteria, 5th graders twice a day and 4th graders once!



Either way, we all have that in common. You know what else we have in common? We all eat the school lunch, even some teachers! You know we have to give some credit to the people who give and make us the lunch-the cafeteria workers!

I was interested in talking with the lunch ladies because I really like the dedication they put into feeding us kids and teachers. So I talked to the awesome cafeteria staff and now I have some suggestions on some lunches I think the students and teachers would love. On Monday I think we should have food from different countries. Like Armenia, Japan and Thailand. On Tuesday we should have Mexican food. Wednesday we could eat something the teachers ask for like a vote for the teachers. Thursday we could try different types of mac and cheese.

And Friday we should keep pizza. Speaking of pizza I talked to one of my newspaper teachers Ms. Sheldon-Brungard, and this is what she had to say “I wish it was pizza Mondays instead of Friday. As a tired parent I want an easy Friday night dinner.” Wow I think just wow.

You know we also have to give a thank you to? Mr Andrew Weissman. I think I’ll tell you some really cool things about Mr Weissman. I know you’re like “who’s Andrew Weissman” Well he’s the director of food services. It just means he runs the cafeteria and what we eat in a week. Did you know Mr. Weissman orders all the food to a warehouse. Like let’s say he orders ground beef then he has to think about what to do with it like meatballs or pasta and meat sauce.

I also had a lovely chat with the head chef of our cafeteria. Her name is Cristela and she’s worked at Hillcrest for 25 years. That’s crazy she’s worked so hard just to feed us kids. And it’s not just her, it’s the people who work with her.

So I write this article to say THANK YOU!

Thank You!

Opinions

Screens down, Books up!

Book Recommendations

By Amaya Denson



Some of us are bookworms and some of us spend days rotting away on video games. Just kidding!

Here are some recommendations I want you to try even if you don't like books you might end up liking them. I didn't like books last year, I hated just seeing them. But now in 5th grade I love them. I read them at home too. It's like a home within my home.




My first recommendation is Welcome to Dead House by R.L. Stine. It's fun and a little spooky but it will definitely keep you on your toes with the cliffhangers.



My second book is Esperanza Rising by Pam Munoz Ryan. If you like rags to riches or happy to sad to happy again this is your book.



My third book is Slappy Birthday to You. I just love this book. It's just beautiful and fun and I love R.L. Stine and I think you will too.




My fourth recommendation is The Genius Files by Dan Gutman. It's about twins and bad guys, that's all I'm saying. Find out if you read it!

If you don't have any of these books ask your ELA teacher if they have them, or you could buy them yourself. Well those are your book recommendations, and I have something to say. We lose ourselves in books, we find ourselves there too, a room without books is like a body without a soul. There is no friend as loyal as a book. Screens down, books up.

What To Do On a Rainy/Cold Day

By Farnush Wahid and Nia Sales

We all know how boring it feels like when it's raining or when it's so cold and you have nothing to do.



Opinions

What To Do On a Rainy/Cold Day Continued ...

Most people would want to be watching TV or playing video games, but it actually kinda gets boring after some time. Some things you could do are painting, drawing, and listening to music. You can also make slime (if you have the materials) and play with LEGOs. You could paint your nails and make your own little spa. You can also try some science experiments (that are safe of course!) and play board games with your friends and family members. Of course if you have something else to do definitely try it out!

Slime Recipe

You will need:

glue, baking soda & contact solution

Pour glue into a bowl or cup

Mix in 1 tsp baking soda in to the glue

Add 2 TBSP of contact solution in the bowl, and STIR!

Stir until the slime comes together

Knead! If too slimy, mix in additional ½ TBSP contact solution

Play with your slime!

Simple Science Experiment

You will need:

food coloring, paper towels, and seven cups

- Set up your 7 cups in a horizontal line
- Rip six pieces of paper towel

- Fill every other cups halfway with water (cups number 1, 3, 5 & 7)



Experiment Layout

- Add red food coloring to the end cups (1 & 7)
- Add yellow food coloring in a cup that has water next to one of the reds (cup 3)
- Add blue food coloring in last cup with water in it (cup 5)
- Fold your paper towels into thirds the long way
- Fold your paper towels in half across short length



Experiment Setup

- Dip your paper towel in each cup even the ones with no water
- Let your experiment sit overnight



How experiment looks when complete

Events

The I Am Gallery Walk

By Amaya Denson

The I am gallery walk was one of the many fun things we got to do in our school. If you don't remember, the "I Am" project was the project we did when school first started about ourselves. And when all of us were all done we got to walk the halls and look at everyone's project. From that one walk we got to see a little bit of everybody. I got to see my friend riding a horse and other people got to see silly pictures of each other. We all learned about each other and I'll tell you how my walk went. It was a little late in the morning when my class got to walk. I got to walk by Ms. Shillingford's bulletin board and I think they did amazing

as did the rest of the school. I felt happy that so many people felt comfortable sharing a little about themselves. How did your walk go?



Students viewing "I Am" Bulletin Boards

Hispanic Heritage Gallery Walk

By George Perrotte III

For Hispanic Heritage Month, students worked on projects about important people of Hispanic heritage throughout history. At the end of the month students were able to see their work displayed during the gallery walk. One person I spoke with that had a board was Elías Díaz. He studied as a baseball player on the San Diego Padres whose name also happens to, Elías Díaz. The gallery walk itself was fun and enjoyable.



Events

A Night to Celebrate

By Farnush Wahid and Ayleen Reyes

On Thursday October 24th at 6:30 PM at Hillcrest Elementary School we celebrated Multicultural Night. A lot of people participated in this event by bringing food and representing their countries. Students from the high school came and danced on the Hillcrest stage. Some of the countries represented were Mexico, Argentina, Dominican Republic, Brazil, and many more! A

lot of people were representing their country by having their flag, wearing traditional clothes, and dancing. Some of the food that was served was empanadas, pão de queijo, hornado con mote, fried chicken, and mangú. More than 150 people came to Multicultural Night. Many people liked the event. We asked some people what their opinion was about multicultural night. One parent said “I feel FULL! Everything was delicious and tasty.”



Events



Ms. Suarez performed a traditional dance

representados fueron México, Argentina, República Dominicana, Brasil, y muchos más! Muchas personas presentaron su país con banderas, ropa tradicional, y bailando. Algunas de las comidas que fueron servidas fueron empanadas, ensalada, frutas, pollo frito, y brownies. Más de 150 personas fueron a la Noche multicultural. A muchas personas les gustó el evento. Le preguntamos a algunas personas sobre qué opinaba sobre la fiesta. Un estudiante dijo que “ A mi me gusto la decoración de los globos por los colores ”



Una Noche para Celebrar

Por Ayleen Reyes y Farnush Wahid

El jueves 24 de octubre a las 6:30 PM en Hillcrest Elementary School celebramos la Noche Multicultural. Muchas personas participaron en este evento trayendo comida y representando su países. Estudiantes del High School participaron y bailaron en el escenario de Hillcrest. Algunos de los países



Extracurriculars

Residencies are more than just fun!

By Aniyla Staggers

Do you enjoy running around but hate exercises? Do you like to have fun? Well if you do you should read this article. This year we have had a chance to experience different types of residencies such as Theater, Karate, BOCES teamwork building, and Capoeira. These residencies have taught us students to work together on life skills. We were exercising but just didn't realize because we were being taught these things in a creative way. When we learn in a creative way we are willing to participate more! That's why our lessons are more

physical and fun. When we are in these classes we are able to enjoy ourselves and sometimes run around and do even more fun things overall.



BOCES Team building exercise

The reason I'm writing this is to prove these residencies teach us things and exercise us in different creative fun ways.

According to some students the residencies have taught them how to be a better leader and how to work together. The feedback I got back shows how these residencies teach us amazing things.



Students and leaders demonstrating Capoeira during Multicultural Night



Extracurriculars

LEAP into Afterschool

By Sara Bloom & George Perrotte III

There are multiple afterschool programs offered at Hillcrest Elementary school and I chose to focus on LEAP. I chose LEAP because I was curious about the details of LEAP. LEAP is an afterschool program where kids get split into groups. Each afternoon is split into two different parts. For the first hour and 15 minutes (the first half) kids are expected to do homework and participate in an academic lesson.



Mandarin Lessons, STEAM activities & Boxing

The second half is games and enrichment. Community partners come to the building to do fun activities such as dancing and teaching Mandarin. Sometimes kids will go to LEAP for extra help with learning or for just something fun to do after school! I interviewed Mrs. King to get some information about her thoughts on work with LEAP.



Soccer Intramurals

Main purpose of LEAP

Some of the main purposes of LEAP or why kids go to LEAP is if they need extra help with homework! Mrs. King stated in our interview “they also come to spend more time with their teachers and their peers!”

A little bit about Mrs. King

Mrs. King works as a teacher leader for the LEAP program and during the day she is also a reading teacher.



Mrs. King was a classroom teacher for a long time and she mostly taught literacy although during our interview she revealed that her favorite subject to teach is Math (gasp!). Mrs. King helps lead LEAP, so here are some things about her. Before she started working at our school Hillcrest Elementary, Mrs. King worked as a literacy coach, at a pizzeria, she worked as a waitress, worked at a dairy queen, also Mrs. King worked at a job called IBM where she put chips into computers! She also worked at a zoo and she shared that that was her favorite job!

Advice & Homework Help

Feel the Best: On the Test

By: Liadan Bell and Nia Sales

Right before a test do you have sweaty palms, butterflies in your stomach, belly pain, headaches, or trouble breathing? If you feel any of those, that means you could have *test anxiety*.

What is test anxiety?

Test anxiety is the worried, concerned, or nervous feeling that you might have before a test. Some causes of this is that you could be afraid of getting a bad grade/score. You can have test anxiety on any test, like math or science.

Test anxiety tips for what to do and what not to do!

- Be prepared.
- Listen to calming music.
- Don't study all night.
- Talk to your teacher.
- Talk to Ms. Suarez.
- Say positive affirmations.

Examples:

- You got this
- You can do it
- I don't have to be perfect
- I should just try my best
- Have a positive attitude.
- Relax.
- Close your eyes and think of a peaceful place/ favorite place.



Can my teacher help?

Teachers have experienced tests in school, too, meaning you aren't alone! They could probably tell you how they've felt before on tests, and methods and ways on how they calmed down. Ms. Suarez, our school counselor, says that she comes to classrooms around state test time to talk to students and relax them. Even Ms. Suarez was nervous on tests in highschool!

Tips for teachers

- Ask students where their fear comes from.
- Give them positive statements to tell themselves.
- Let them take a break to calm down and take deep breaths.
- Let them play with fidgets.
- Give a test reducing lesson before the test.

Source :

5 Tips for Coping with Test Anxiety (for kids!) [video]

Site: Youtube Author: Myle Marks

Date: 2020

https://www.youtube.com/watch?v=sDYx9qM_ygg

Advice & Homework Help



4th Grade Math Help

Soluciones de Mate para
el cuarto grado

Por Ayleen Reyes

Este artículo está basado en una colaboración para los estudiantes de cuarto grado. Sobre matemáticas con el objetivo de reforzar el áreas más débil en los estudiantes que sean de multiplicaciones, algunos de ellos me dijeron "yo necesito mucha ayuda en matemáticas." Otro de los estudiantes me dijo lo mismo por lo tanto el problema es la multiplicaciones.

Las multiplicaciones son los factores que se escriben uno debajo del otro normalmente se escribe arriba el número con más dígitos, el que vamos a multiplicar y abajo se escribe el número con menos.


Los niños de 4 grado deben de saber cómo multiplicar números grandes al finalizar el cuarto grado.

Debemos de comenzar practicando la tabla del 1 es la más fácil porque el resultado siempre es el mismo que el número que multiplicamos por lo tanto así se aprende multiplicar.

5th Grade Math Help

Math Solutions for Grade 5

by Brooke Gathers



Has your math in 5th grade ever been so hard that you thought you couldn't do it? If so, I'm here to help!

Steps to success:

Multiplying 2 digits by 2 digits

Step 1: Multiply the ones placed by each digit on the top.

Step 2: Add the placeholder zero and now repeat step 1 but with the tens place

Step 3: Then add both of those numbers together

Rounding decimals

If you can't round decimals or are struggling this is how to be successful!

Step 1: Find which digit you're rounding (Hint: The question will always tell you where to start for example "the nearest__ place")

Step 2: Star the digit to the right

*5th Grade Math Help Continues on the
Next Page ...*

Advice & Homework Help

5th Grade Math Help Continued ...

Step 3: If the star digit is 5 or over you add one to the digit to the left, If it's under 5 you don't add anything.

Step 4: Every digit to the right of the digit you added, becomes a zero. (Don't do this vertically!)

Multiplying a whole number by a decimal

This is hard for a lot of people so this is the solution!

Step 1: Multiplying the place all the way to the right by each digit on the top.

Step 2: After you get your answer count how many jumps the decimal is and jump the decimal in the answer.

Multiplying a number by less than 1

I know this is confusing because it makes the number smaller so here's the way!

Step 1: Do the same thing you would for multiplying 2 by 2 digits. Then jump the decimals & multiply a number by less than 1.

Review

This is a review. Let's see if this helps you. For multiplying 2 by 2 digits do 27×18 don't forget to line each one up vertically! Next round 38.47 to the nearest tenth. And last but not least multiplying a whole number by a decimals, your numbers are 8×1.7

Success!

Ms. Scapperotti, a 5th grade math teacher at Hillcrest Elementary school said "most kids need help on division" and she shared the following words of wisdom "Work hard and don't be afraid to make mistakes!" Thanks Ms. Scapperotti and all of our math teachers!

Your steps to success are completed and I hope this helps. Remember the steps to success.

See you next time- your math helper, Brooke



Struggling with something in Math?

Submit a question for help!

Email questions to:


jnassisi@peekskillschools.org or

csarmiento@peekskillschools.org

with the subject: Newspaper Homework Help

Games & Puzzles

Thanks Crossing

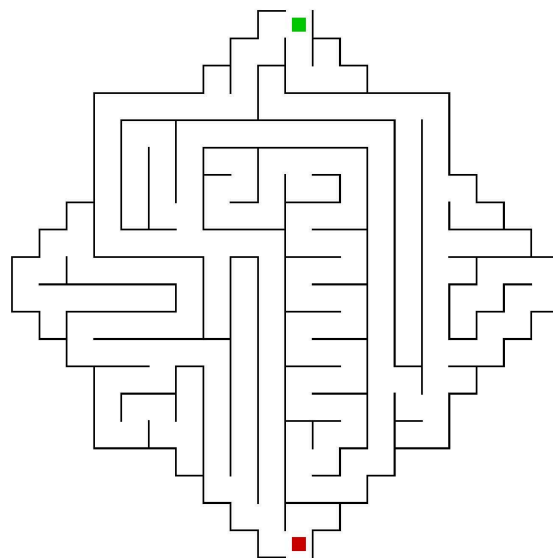


Across: →

- 3. a place with tons of trees
- 5. marching around a certain street or road
- 6. A holiday where you eat a lot
- 8. hot or cold fall beverage
- 12. a tiny animal with long tail
- 13. a plant that falls from trees

Down: ↓

- 1. big doll that scares away crows
- 2. people related to your Guardians
- 4. being with multiple people at a time
- 6. Bird with red wattle on chin
- 7. pasta in cheese sauce
- 9. It's a favorite type of pie
- 10. a horn shaped basket
- 11. the second to last season of the year



Games & Puzzles by George Perrotte III

O C Y G E V E N T S Q S D B I L H W
P A N W D M Z I E B B Y U G I G E C
I H E Z E D R N D U Y L C A P O A D
N E W S A O R T P Z L I I M U S D E
I A S T D C A E E Z I R H S B S L L
O D P O L U M R P O N J P P L I I I
N I A R I M A V T O E B R O I P N V
H N P Y N E O I B I R S O R S O E E
N G E D E N R E S P C T Y T H P U R
C V R B J T A W R G F L E S M L B Y
I P A R A G R A P H J I E R C V V X
Y R T C H E A R S A Y V T I R D D X

Find the following words in the puzzle.
Words are hidden → ↓ and ↘

ARTICLE
BUZZ
BYLINE
DEADLINE
DELIVERY
DOCUMENT
EVENTS
GOSSIP
HEADING
HEADLINE
HEARSAY
INTERVIEW
NEWSPAPER
OPINION

PARAGRAPH
PUBLISH
REPORTER
SPORTS
STORY

Recipes

To share a family recipe, please email all ingredients and instructions. Please include your name, grade, and country of the food origin, if known, and a photo of the food.

Email all this info to jnassisi@peekskillschools.org or csarmiento@peekskillschools.org

Irish Soda Bread

From The Sheldon-Brungard Family; Oliver, 5th Grade

4 cups flour	½ tsp. Salt	3 TBSP butter
½ cup sugar	¼ tsp ground cardamom	1 TBSP caraway seeds
1 tsp. Baking soda	2 cups buttermilk	½ cup raisins (for a sweeter bread)

To make-

Preheat Oven to 400 degrees, lightly flour a baking sheet, or pizza stone.

Mix dry ingredients in a large bowl: Flour, sugar, baking soda, salt and cardamon.

Using 2 butter knives, or a pastry scraper, place butter into dry ingredients and cut the butter into it, until the butter has become small flour covered pea gravel sized pieces.

Add in buttermilk, mixing until dough begins to pull away from the bowls' edges.

Knead dough on a flour covered surface, making sure to coat the surface and your hands with flour, for 5 minutes.

Fold in the caraway seeds for a more savory bread. For a sweeter breakfast bread, also fold in the raisins. Fold these into the dough until well distributed throughout.

Form a ball of dough, and using a sharp knife, cut an X shape into the dough, making sure to cut about ½ to 1 inch into the dough ball.

Place dough on a floured baking sheet or pizza stone, and bake for 45 minutes, or until cooked thoroughly.

*If your bread is browning too quickly on top, you can cover the loaf with a sheet of foil for the remainder of the baking time.

*To check for doneness, lift the loaf off the baking pan. When you tap the bottom center of the loaf, it should sound hollow.

Place loaf on a cooling rack until you can't wait any longer to eat it.

Slice with a bread knife, and serve with butter. Toast leftovers, serve with butter and jam, or eggs.

Potato Salad

From Aniyla Staggers, 5th Grade

10-20 potatoes	Tablespoon of salt	Teaspoon of onion powder
Mayo	Tablespoon of pepper	Paprika to sprinkle on top at end
Chopped celery	Teaspoon of sugar	

To make-

Peel potatoes and start boiling a pot of water

Drop potatoes into boiling water for 20-30 minutes

Once potatoes are soft, rinse in cold water

In a mixing bowl:

Mash potatoes down, then add all of the ingredients

Sprinkle with paprika and put in refrigerator till it gets cold and then serve

Recipes

Quick Rice & Peas

From Nia Sales, 5th Grade

3 Cups Parboiled Rice

1 can Coconut Milk

2 ½ Cups Water

1 can of Peas (use some of water
in the can in recipe)

Salt to taste

Black Pepper

Chopped Scallion (just a little)

To make-

Mix ingredients in an oven safe baking dish

Cover baking dish tightly with foil

Bake at 400 degrees for 1 hour

Serve

Italian Biscotti

From Ms. Nassisi, 5th Grade DL

1 stick unsalted butter softened

¾ c sugar

2 eggs

2 c flour—maybe a little more

2 tsp baking powder (add to flour)

2 tsp anise extract

¾ c chopped almonds (roast in oven for a min. until
fragrant)

In a bowl cream butter and sugar. Add eggs. Add
flour mixture. Add extract and almonds. Mix well.

Use enough flour so the dough is not sticky.

Divide dough into 3 parts and shape into logs about
2" wide.

Grease cookie sheet and place logs. Slightly flatten
the tops.

Bake 350 for about 20 minutes. Should be golden.

Remove from the oven and slice diagonally. Lay slices
on the side and bake for another 10-12 minutes.

Mississippi Beef

From Mrs. King, Reading Teacher/LEAP
Teacher Leader
(Anthony Heady approved)

Some yummy roast meat-I like beef, Brett likes pork
tenderloin-I usually do whatever is cheaper

2 packets McCormack brown gravy powder

2 packets Italian dressing seasoning

1 jar sliced mild pepperoncini with the juice

I also slice some onions

In crock 8 hours on low

Options for serving:

- Throw in a taco
- Eat with dirty or regular rice
- Burrito
- Egg noodles
- On a biscuit with Coleslaw

Recipes

Locrio de Pollo (Dominican Chicken & Rice)

From Ms. Sarmiento, 4th Grade DL

Measure the following ingredients w/ your heart:

Adobo	Salt	Sofrito
Sazon	EVOO	
Dominican Oregano	Olives	

Actual measurements:

2 tbsp Tomato Paste or 1 can of tomato sauce	4-6 bone in chicken thighs
1 tbsp Chicken bouillon	1-2 cups of white rice

Marinate chicken thighs in adobo, sazón, Dominican oregano, salt, and EVOO overnight

Wash 1-2 cups of rice until the water runs clear

Heat oil up in your favorite pot, add in sprinkle of sugar (this will give your chicken a little color and a nice sear)

Fry chicken on each side for up to 6 mins. (you are not cooking it through)

Remove chicken, add in sofrito, tomato paste or sauce, olives, a little olive brine, and a sprinkle more of adobo, sazón, and salt to taste

Add in washed rice, water, and chicken bullion, mix everything together

Allow most of the water to evaporate

Add chicken back in, put lid on (make sure it's a tight fitting lid) and cook on medium low for about 40 mins or until chicken is cooked through.

Enjoy with tostones and aguacate :)



Thanks for reading our first issue of
The Hawk Eyes!
See you soon with our next issue!

**THE
HAWK
EYES**



WE SPOT GOOD STORIES

VOL. 1
NO. 1
NOV 2024